


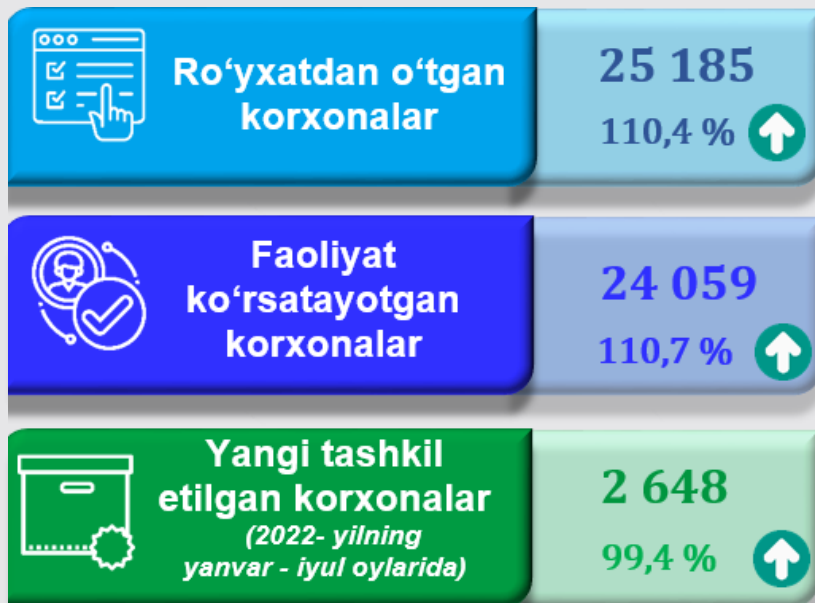
# NAVOIY VILOYATIDAGI KORXONA VA TASHKILOTLAR DEMOGRAFIYASI BO'YICHA MA'LUMOT

2022- yilning 1- avgust holatiga ko'ra  
(fermer va dehqon xo'jaliklaridan tashqari)





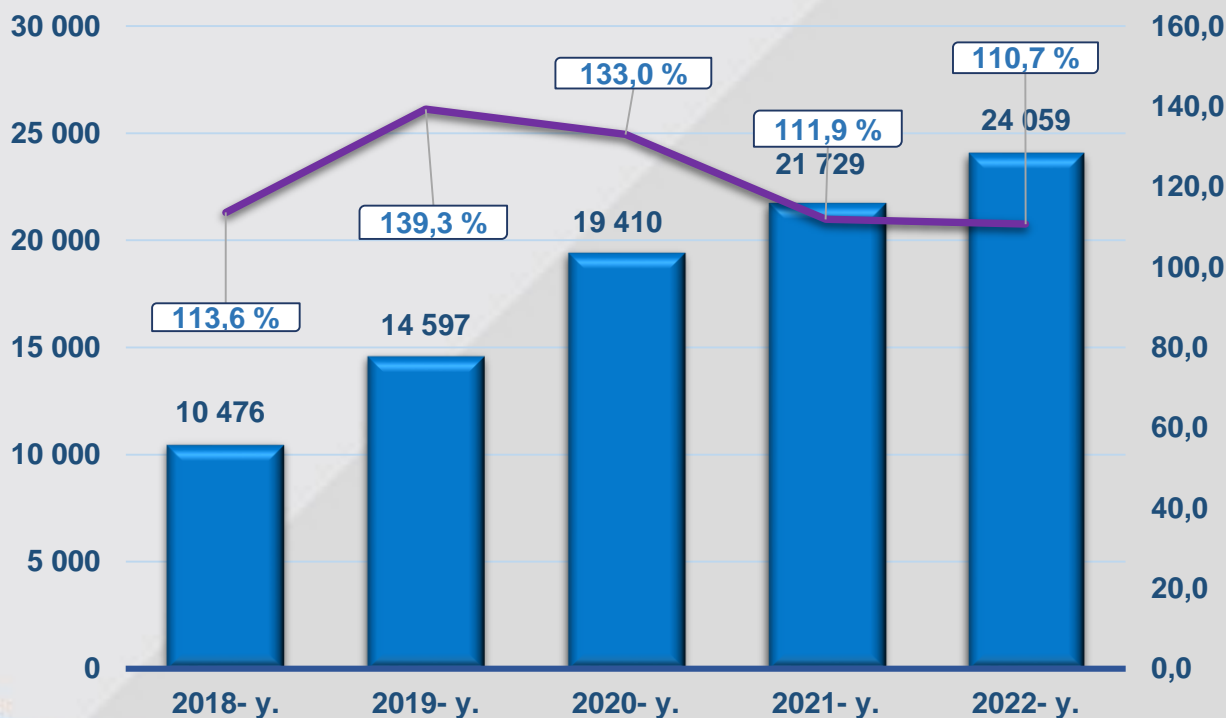
(O'zbekiston Respublikasi Adliya Vazirligi huzuridagi Davlat xizmatlari agentligi ma'lumotlar bazasi asosida shakllantirildi)



Mamlakatimizdagi kabi, viloyatimizda ham qulay ishbilarmonlik muhitini yaratish va tadbirkorlikni jadal rivojlantirish borasida qator ijobiy o'zgarishlar amalga oshirilmoqda. O'z o'rnida, tadbirkorlik subyektlarini davlat ro'yxatidan o'tkazish va hisobga qo'yish borasida ham qonunchilikda muhim qarorlar qabul qilinib, davlat ro'yxatidan o'tkazish va hisobga qo'yishni avtomatlashtirilgan tizimi bosqichma-bosqich ishlab chiqilib, amaliyotga tadbiiq qilinmoqda. Bu esa, aholi hamda xorijiy investorlarning o'z shaxsiy biznesini yo'lga qo'yish va rivojlantirish uchun muhim omil bo'lib xizmat qilmoqda.

## Faoliyat ko'rsatayotgan korxonalar va tashkilotlar soni

(1- avgust holatiga ko'ra, birlikda va o'tgan yilga nisbatan o'sish sur'ati bilan)



# Faoliyat ko'rsatayotgan tijorat korxonalarini soni

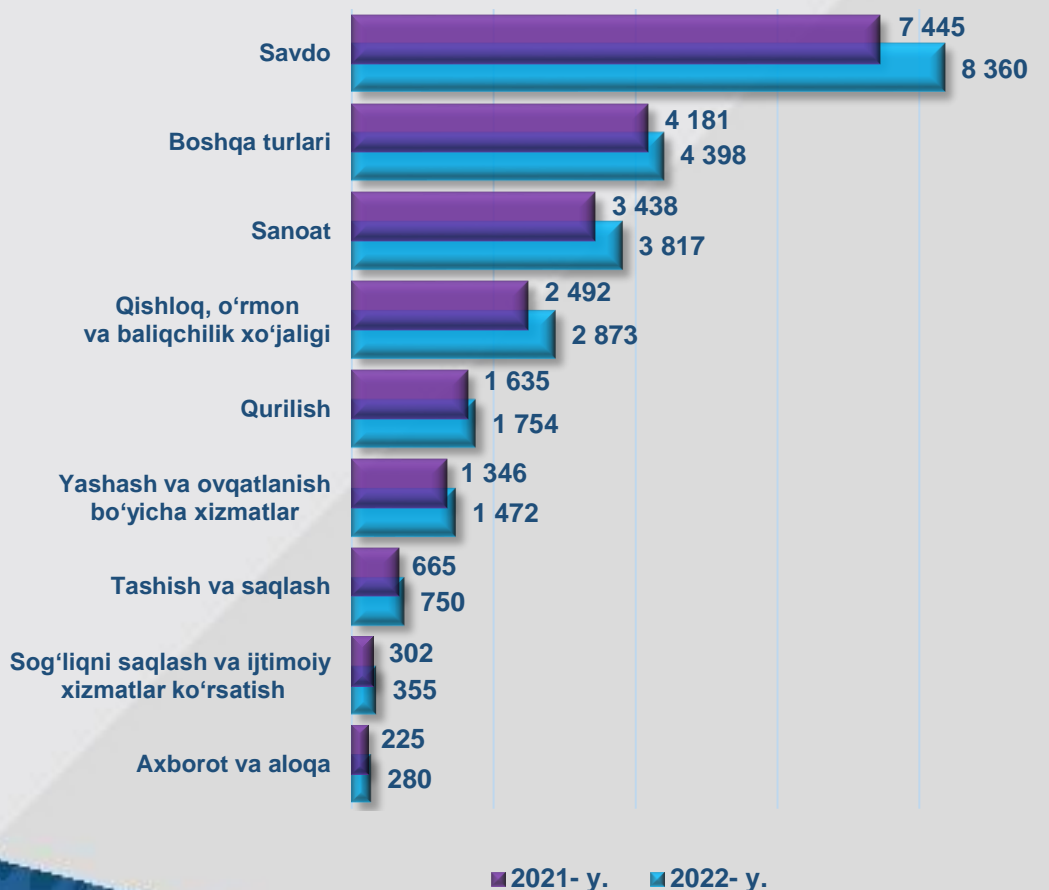
(tashkiliy - huquqiy shakli bo'yicha  
2022- yilning 1- avgust holatiga ko'ra, birlikda)

3



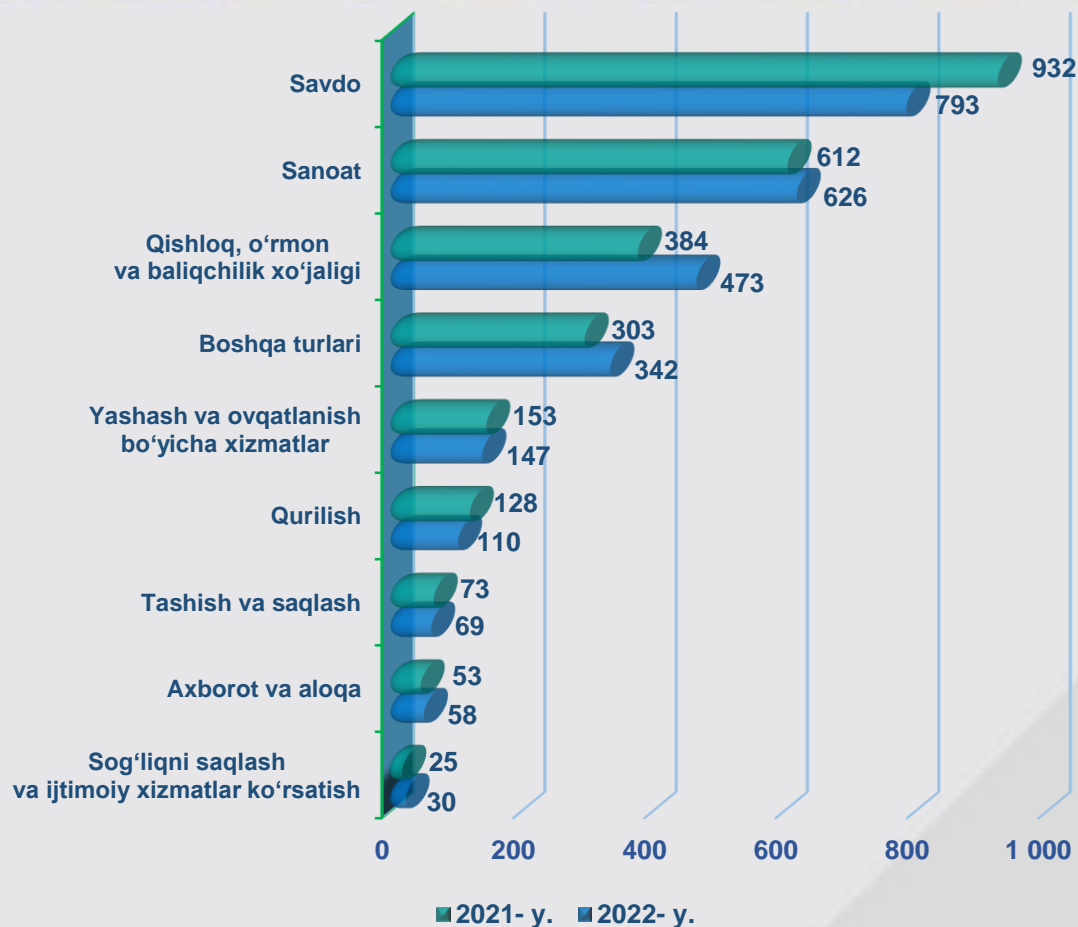
## Faoliyat ko'rsatayotgan korxonona va tashkilotlar soni

(iqtisodiy faoliyat turlari bo'yicha 1- avgust holatiga ko'ra, birlikda)



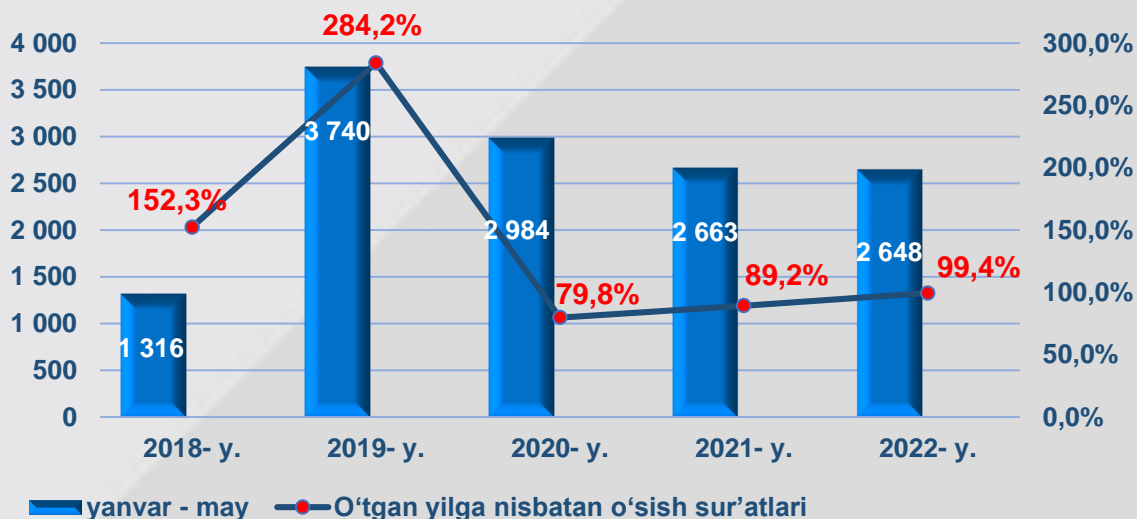
# Yangi tashkil etilgan korxonalar va tashkilotlar soni

(iqtisodiy faoliyat turlari bo'yicha, yanvar – iyul oylarida, birlikda)



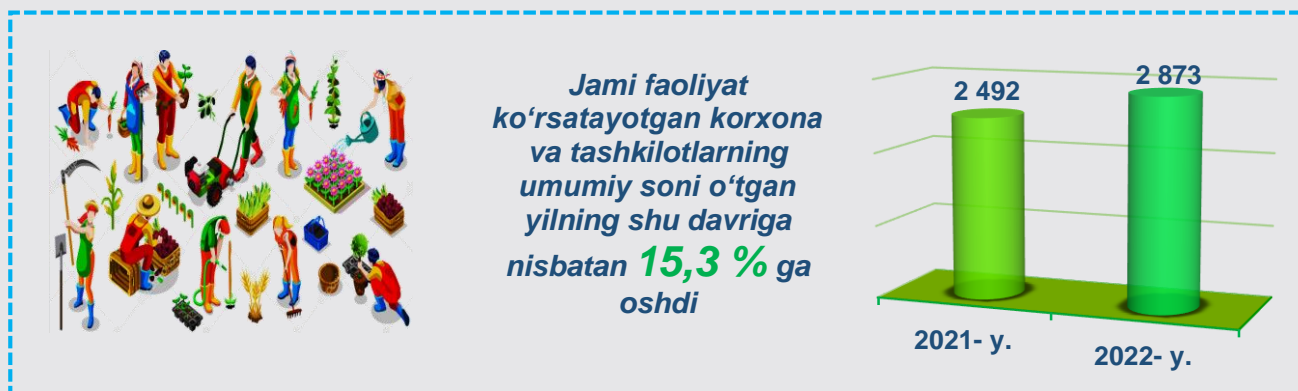
# Yangi tashkil etilgan korxonalar va tashkilotlar soni

(yanvar - iyul oylarida, birlikda)

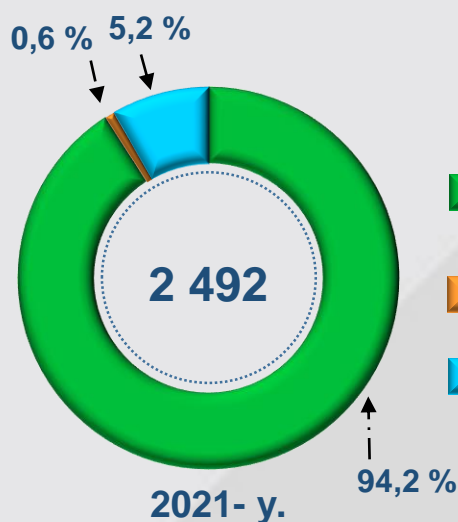
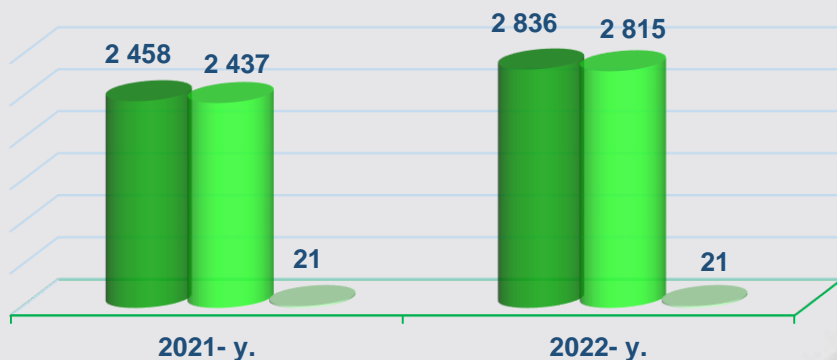


# Qishloq, oʻrmon va baliqchilik xoʻjaligida faoliyat koʻrsatayotgan korxonalar va tashkilotlar

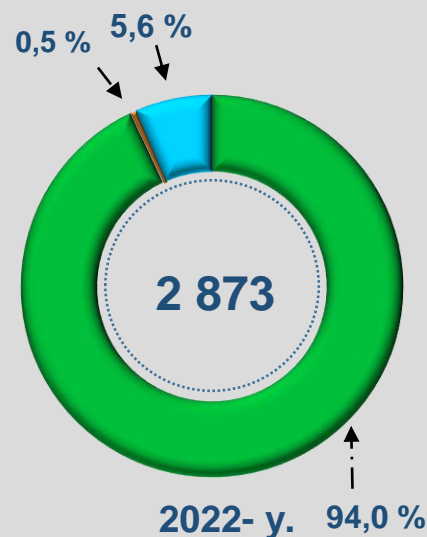
(1- avgust holatiga koʻra, birlikda)



■ Kichik tadbirkorlik subyektlari ■ Mikrofirmalar ■ Kichik korxonalar



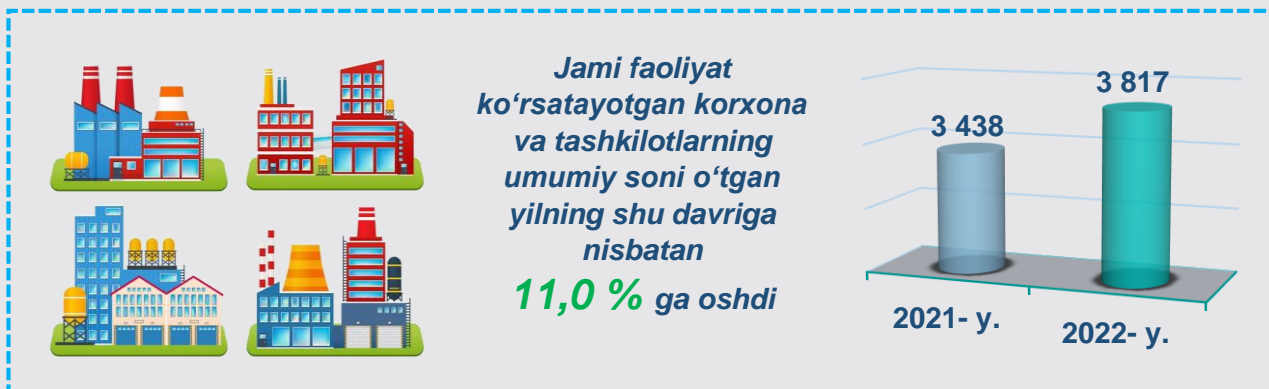
■ Dehqonchilik, chorvachilik, ovchilik va bu sohalarda xizmat koʻrsatish  
 ■ Oʻrmon xoʻjaligi  
 ■ Baliqchilik xoʻjaligi



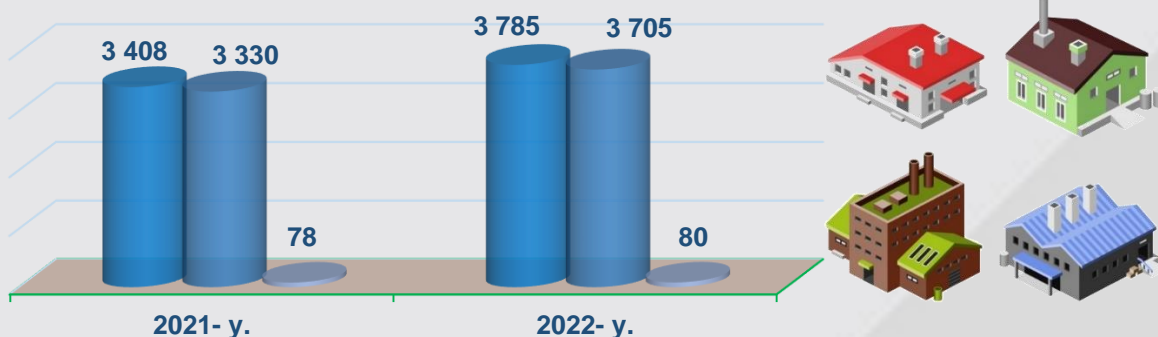


# Sanoat yo'nalishida faoliyat ko'rsatayotgan korxonalar va tashkilotlar soni

(1- avgust holatiga ko'ra, birlikda)



■ Kichik tadbirkorlik subyektlari ■ Mikrofirmalar ■ Kichik korxonalar



**253**

Tog'-kon sanoati va ochiq konlarni ishlash

**3 489**

Ishlab chiqarish sanoati

**13**

Elektr, gaz, bug' bilan ta'minlash va havoni konditsiyalash

**62**

Suv bilan ta'minlash, kanalizatsiya tizimi, chiqindilarni yig'ish va utilitatsiya qilish

2022- yilning 1- avgust holatiga ko'ra sanoat korxonalarini va tashkilotlarini soni 3 438 tani tashkil etib, o'tgan yilning mos davriga nisbatan 11,0 % ga oshdi.

Jami sanoat korxonalarini va tashkilotlarini ko'payishining asosiy omili (o'tgan yilning mos davriga nisbatan):

- tog' - kon sanoati va ochiq konlarni ishlash yo'nalishida – 22,8 % ga (jami sanoatdagi ulushi 6,6 %);

- ishlab chiqarish (qayta ishlash) sanoati yo'nalishida – 9,9 % ga (jami sanoatdagi ulushi 90,9 %);

- suv bilan ta'minlash, kanalizatsiya tizimi, chiqindilarni yig'ish va utilitatsiya qilish yo'nalishida – 34,8 % ga (jami sanoatdagi ulushi 1,6 %);

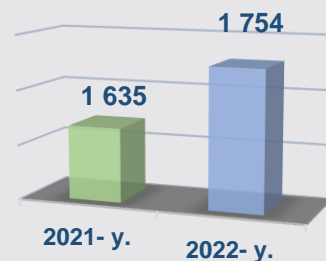
- elektr, gaz, bug' bilan ta'minlash va havoni konditsiyalash – 30,0 % ga (jami sanoatdagi ulushi 0,3 %) o'sishidir.

# Qurilish sohasida faoliyat ko'rsatayotgan korxonalar va tashkilotlar soni


(1- avgust holatiga ko'ra, birlikda)



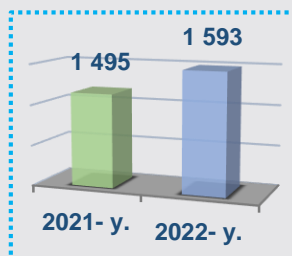
Jami faoliyat ko'rsatayotgan korxonalar va tashkilotlarning umumiy soni o'tgan yilning shu davriga nisbatan **7,3 %** ga oshdi



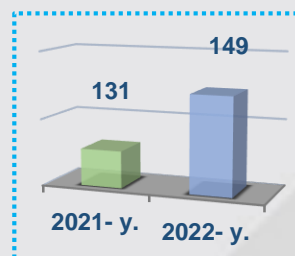
## Kichik tadbirkorlik subyektlari soni



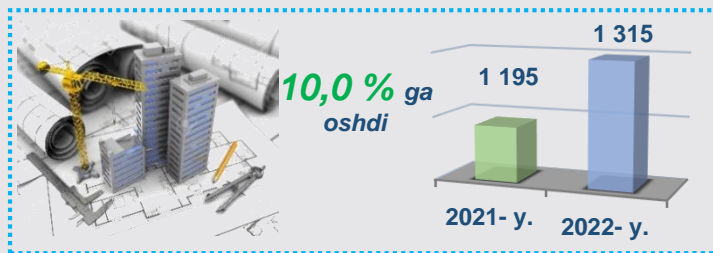
## Mikrofirmalar



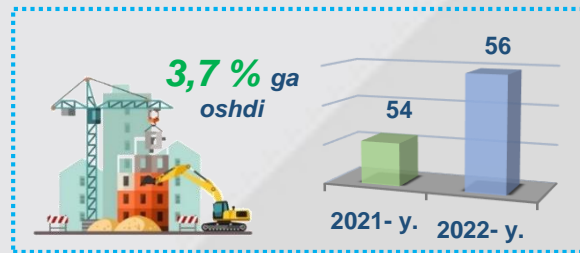
## Kichik korxonalar



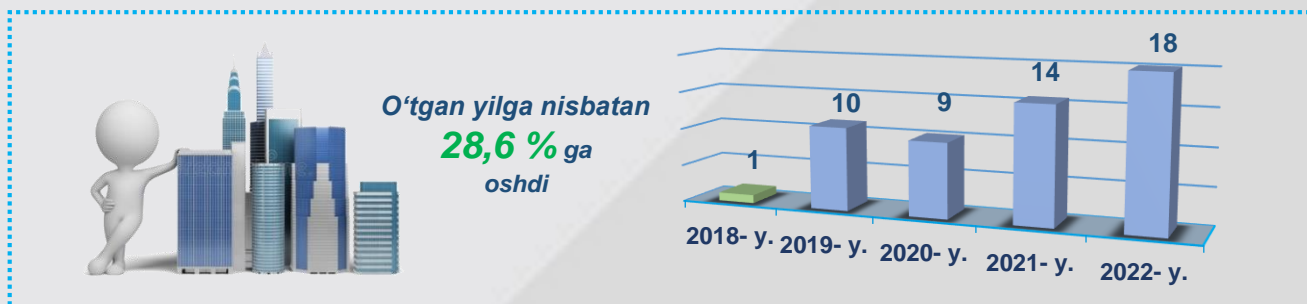
## Mas'uliyati cheklangan jamiyatlar



## Oilaviy korxonalar



## Faoliyat ko'rsatayotgan xorijiy kapital ishtirokidagi korxonalar soni



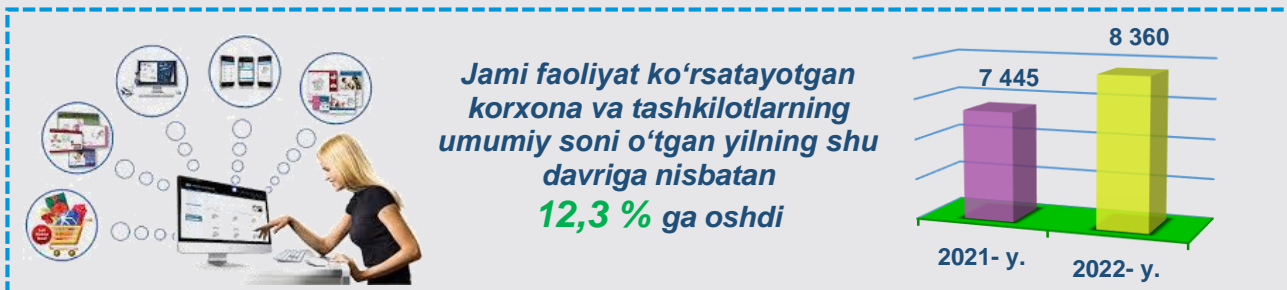
## Xususiy korxonalar



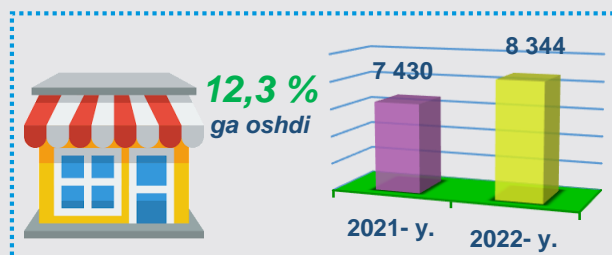


# Savdo sohasida faoliyat ko'rsatayotgan korxonalar va tashkilotlar soni

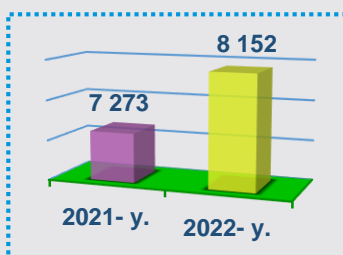
(1- avgust holatiga ko'ra, birlikda)



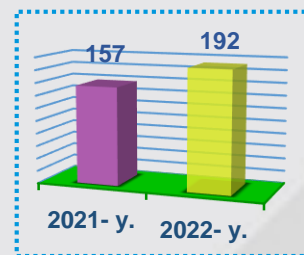
## Kichik tadbirkorlik subyektlari soni



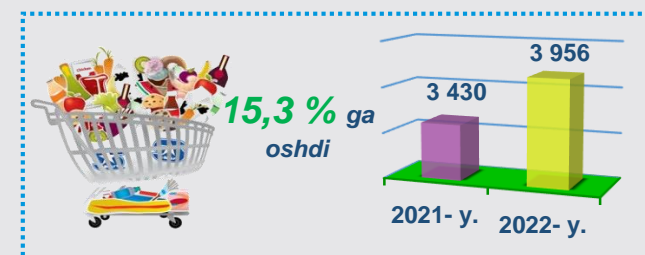
## Mikrofirmalar




## Kichik korxonalar



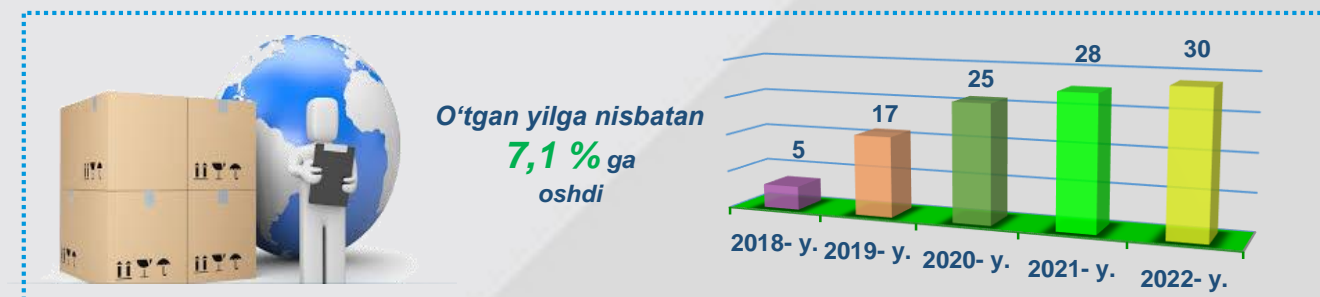
## Mas'uliyati cheklangan jamiyatlar



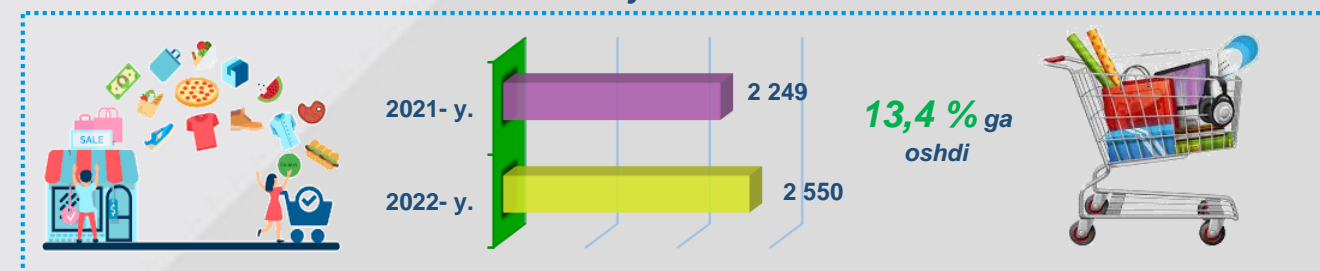
## Oilaviy korxonalar



## Faoliyat ko'rsatayotgan xorijiy kapital ishtirokidagi korxonalar soni



## Xususiy korxonalar





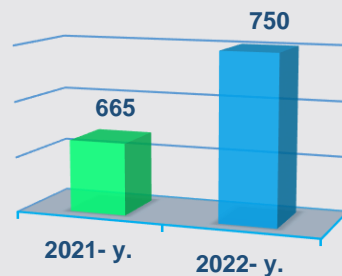
# Tashish va saqlash sohasida faoliyat ko'rsatayotgan korxonalar va tashkilotlar soni

(1- avgust holatiga ko'ra, birlikda)



Jami faoliyat ko'rsatayotgan korxonalar va tashkilotlarning umumiy soni o'tgan yilning shu davriga nisbatan

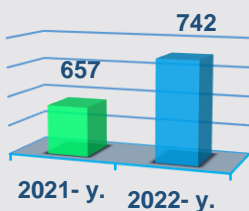
**12,8 %** ga oshdi



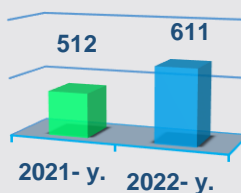
## Kichik tadbirkorlik subyektlari soni



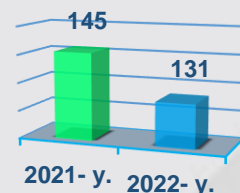
**12,9 %** ga oshdi



## Mikrofimlar



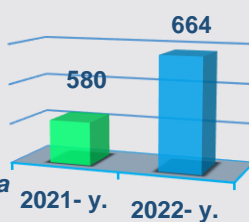
## Kichik korxonalar



## Mas'uliyati cheklangan jamiyatlar



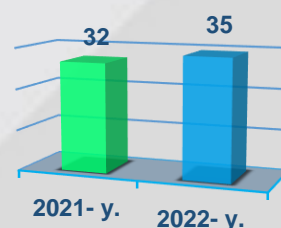
**14,5 %** ga oshdi



## Oilaviy korxonalar



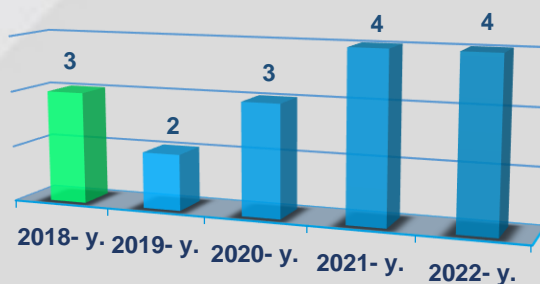
**9,4 %** ga oshdi



## Faoliyat ko'rsatayotgan xorijiy kapital ishtirokidagi korxonalar soni



O'tgan yilga nisbatan **33,3 %** ga oshdi

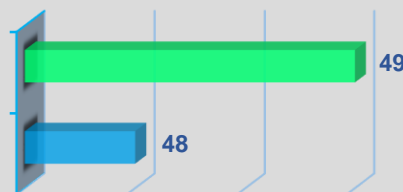


## Xususiy korxonalar



2021- y.

2022- y.

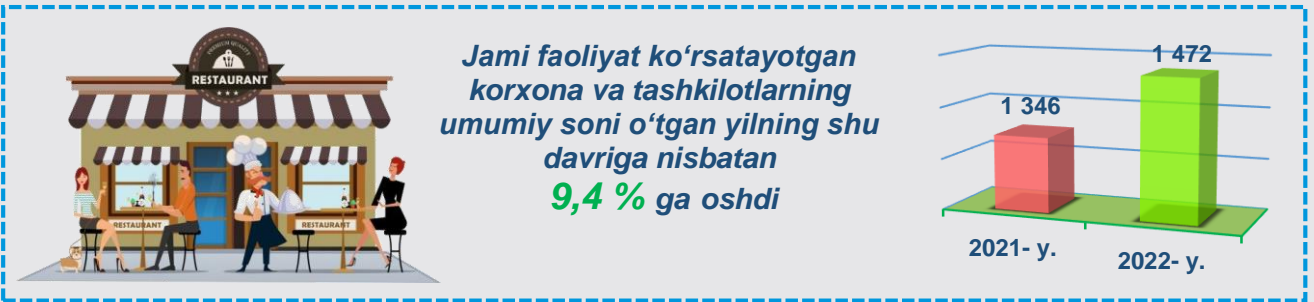


**98,0 %** ga oshdi

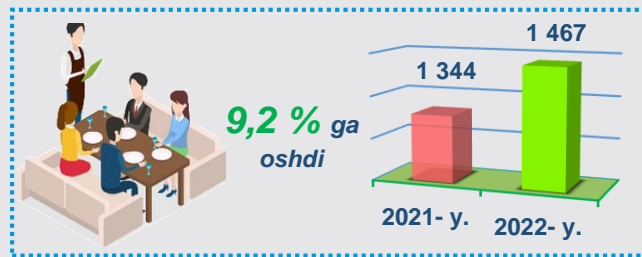


# Yashash va ovqatlanish bo'yicha xizmatlar sohasida faoliyat ko'rsatayotgan korxonalar va tashkilotlar soni

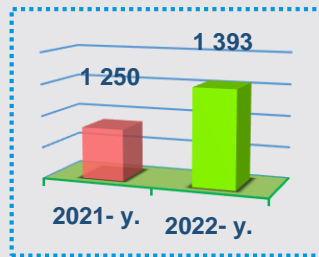
(1- avgust holatiga ko'ra, birlikda)



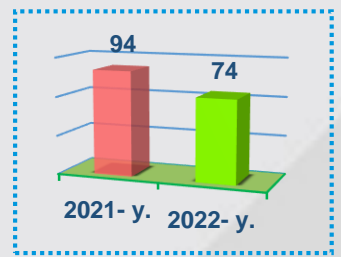
## Kichik tadbirkorlik subyektlari soni



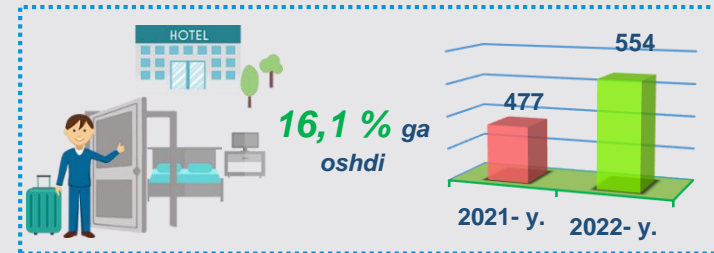
## Mikrofirkmalar



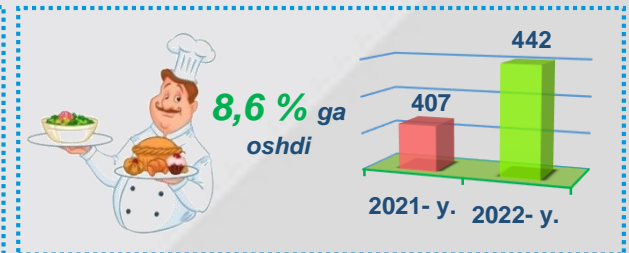
## Kichik korxonalar



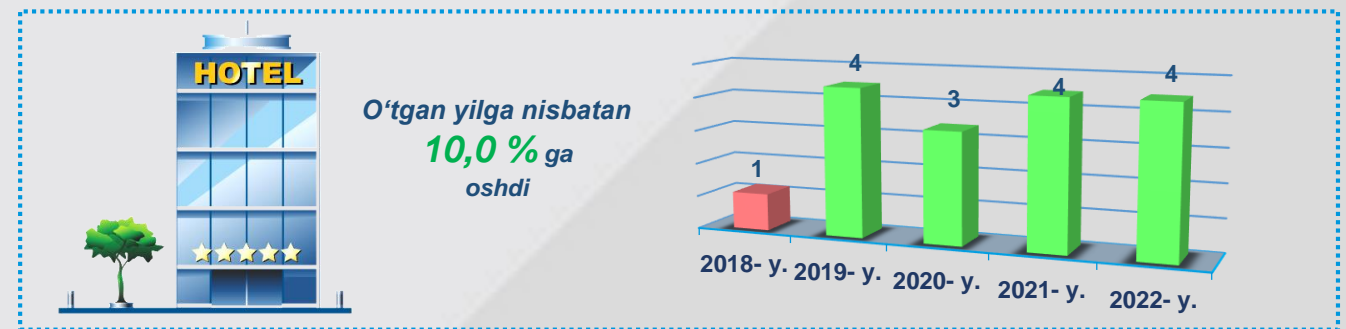
## Mas'uliyati cheklangan jamiyatlar



## Oilaviy korxonalar



## Faoliyat ko'rsatayotgan xorijiy kapital ishtirokidagi korxonalar soni



## Xususiy korxonalar

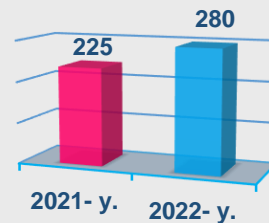




(1- avgust holatiga ko'ra, birlikda)



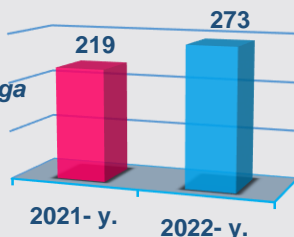
Jami faoliyat ko'rsatayotgan korxonalar va tashkilotlarning umumiy soni o'tgan yilning shu davriga nisbatan **24,4 %** ga oshdi



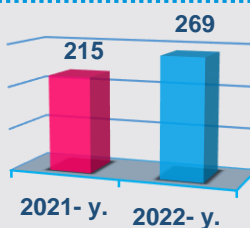
## Kichik tadbirkorlik subyektlari soni



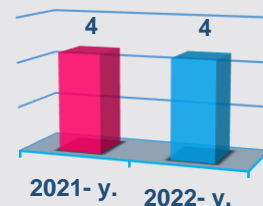
**24,7 %** ga oshdi



## Mikrofirmalar



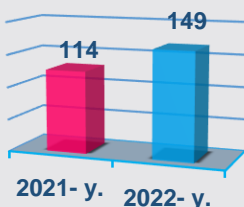
## Kichik korxonalar



## Mas'uliyati cheklangan jamiyatlar



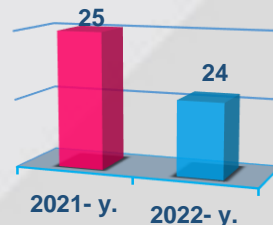
**30,7 %** ga oshdi



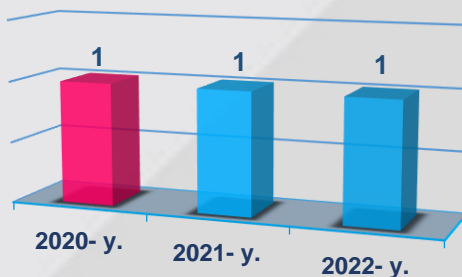
## Oilaviy korxonalar



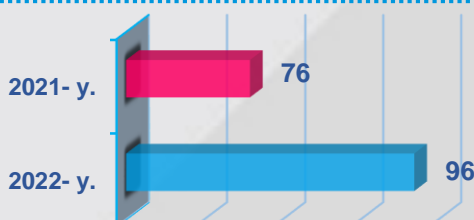
**4,0 %** ga kamaydi



## Faoliyat ko'rsatayotgan xorijiy kapital ishtirokidagi korxonalar soni



## Xususiy korxonalar



**26,3 %** ga oshdi

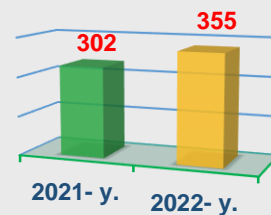


# Sog'liqni saqlash va ijtimoiy xizmatlar sohasida faoliyat ko'rsatayotgan korxonalar va tashkilotlar soni

(1- avgust holatiga ko'ra, birlikda)



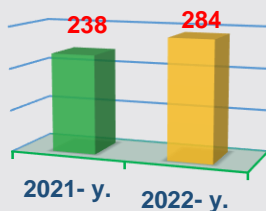
Jami faoliyat ko'rsatayotgan korxonalar va tashkilotlarning umumiy soni o'tgan yilning shu davriga nisbatan **17,5 %** ga oshdi



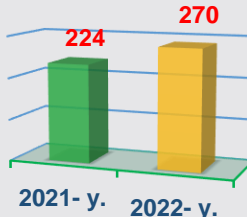
## Kichik tadbirkorlik subyektlari soni



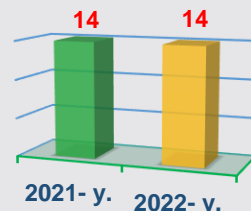
**19,3 %** ga oshdi




## Mikrofirmalar



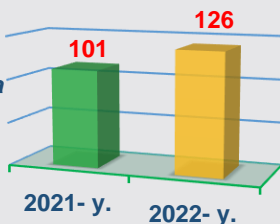
## Kichik korxonalar



## Mas'uliyati cheklangan jamiyatlar



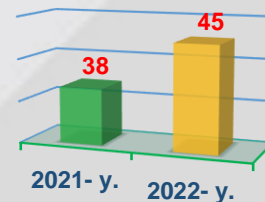
**24,8 %** ga oshdi



## Oilaviy korxonalar



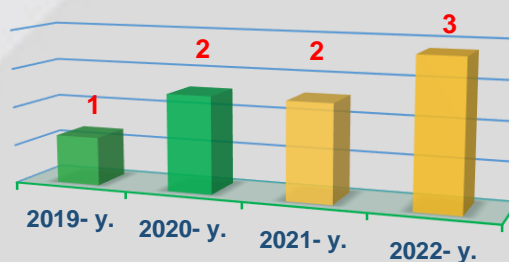
**18,4 %** ga oshdi




## Faoliyat ko'rsatayotgan xorijiy kapital ishtirokidagi korxonalar soni



**50,0 %** ga oshdi



## Xususiy korxonalar



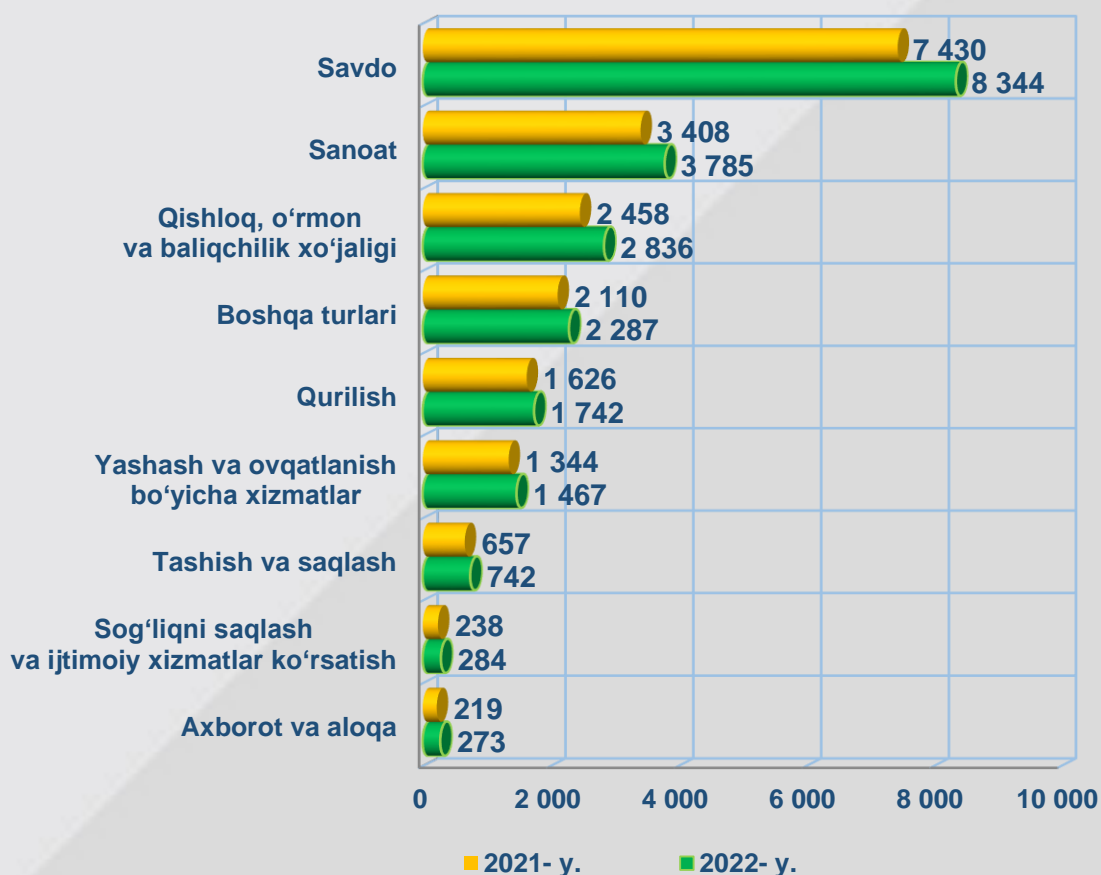
**15,0 %** ga oshdi

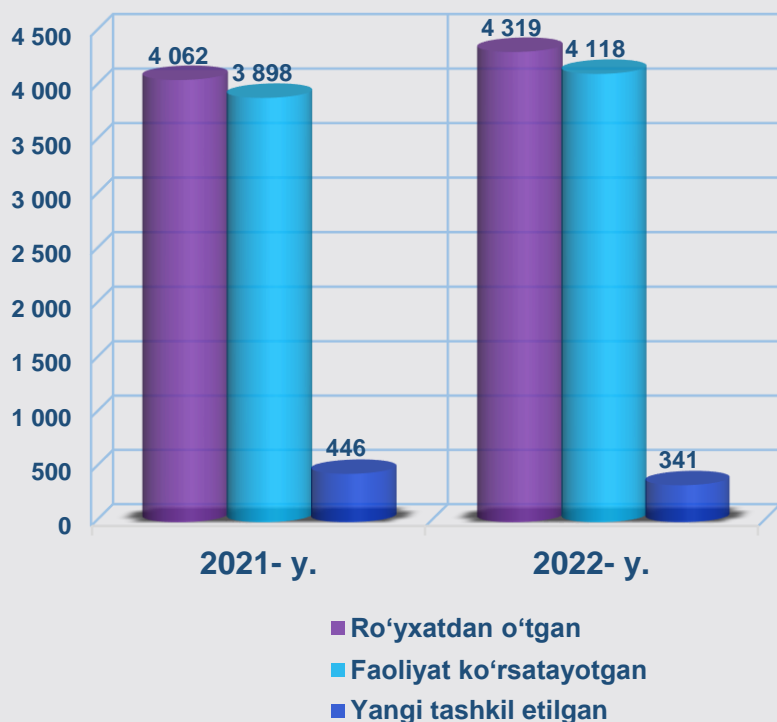






**Faoliyat ko'rsatayotgan kichik korxonalar va mikrofirmalar soni**  
(iqtisodiy faoliyat turlari bo'yicha 1- avgust holatiga ko'ra, birlikda)





Tashkiliy - huquqiy shakli bo'yicha ro'yxatdan o'tgan oilaviy korxonalar soni 2022- yilning 1- avgust holatiga ko'ra 4 317 tani tashkil etib, bu ko'rsatkich o'tgan yilning shu davriga nisbatan 257 taga yoki 6,3 % ga oshganligini ko'rish mumkin.

Faoliyat ko'rsatayotgan oilaviy korxonalar soni 4 118 tani tashkil etib, bu ko'rsatkich o'tgan yilning shu davriga nisbatan 220 taga yoki 5,6 % ga oshganligini ko'rish mumkin.

2022- yilning yanvar – iyul oylarida yangi tashkil etilgan oilaviy korxonalar soni 341 tani tashkil etib, bu ko'rsatkich o'tgan yilning shu davriga nisbatan 105 taga yoki 23,5 % ga kamayganligini ko'rish mumkin.

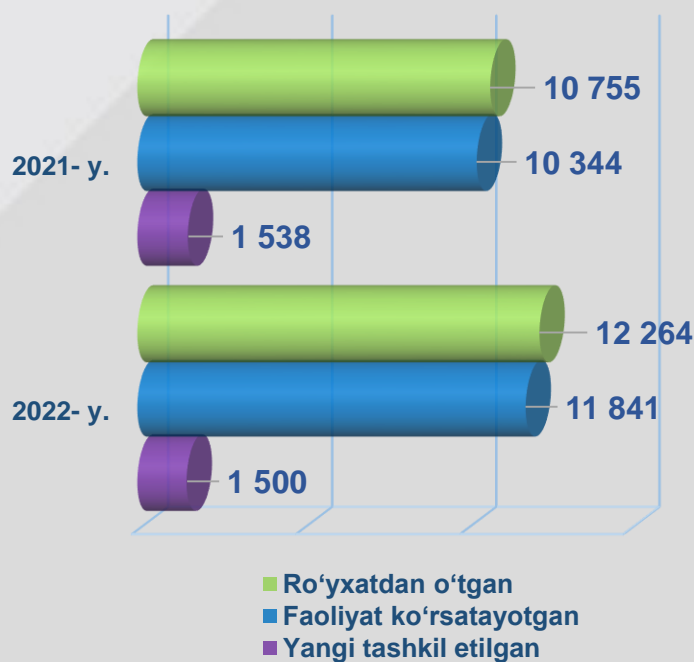
## Mas'uliyati cheklangan jamiyatlar soni

(1- avgust holatiga ko'ra, birlikda)

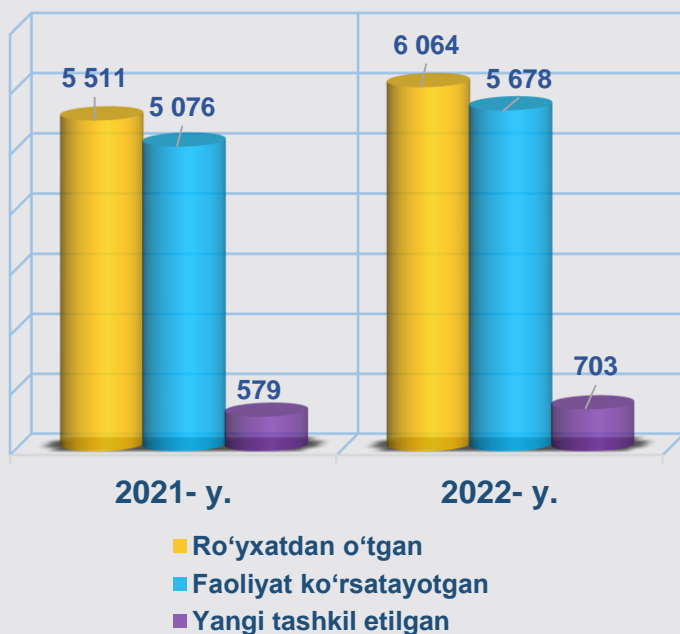
Tashkiliy - huquqiy shakli bo'yicha ro'yxatdan o'tgan mas'uliyati cheklangan jamiyatlar soni 2022- yilning 1- avgust holatiga ko'ra 12 264 tani tashkil etib, bu ko'rsatkich o'tgan yilning shu davriga nisbatan 1 509 taga yoki 14,0 % ga oshganligini ko'rish mumkin.

Faoliyat ko'rsatayotgan mas'uliyati cheklangan jamiyatlar soni 11 841 tani tashkil etib, bu ko'rsatkich o'tgan yilning shu davriga nisbatan 1 086 taga yoki 14,5 % ga oshganligini ko'rish mumkin.

2022- yilning yanvar- iyul oylarida yangi tashkil etilgan mas'uliyati cheklangan jamiyatlar soni 1 500 tani tashkil etib, bu ko'rsatkich o'tgan yilning shu davriga nisbatan 38 taga yoki 2,5 % ga kamayganligini ko'rish mumkin.







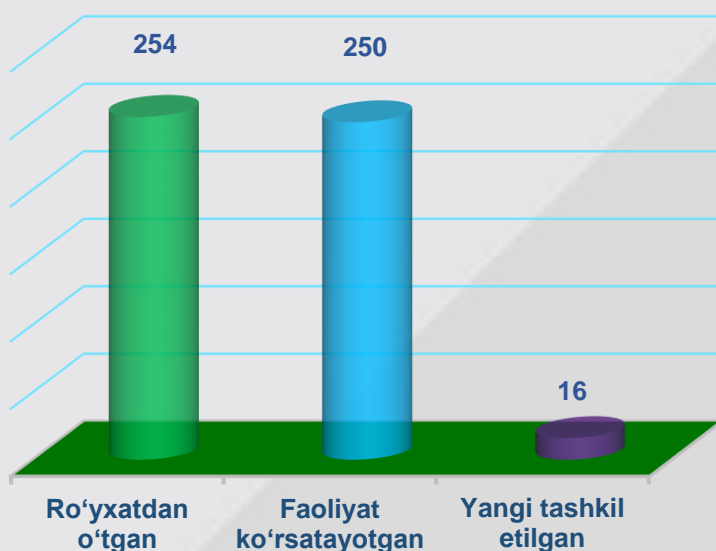
Tashkiliy – huquqiy shakli bo'yicha ro'yxatdan o'tgan xususiy korxonalar soni 2022- yilning 1- avgust holatiga ko'ra 6 064 tani tashkil etib, bu ko'rsatkich o'tgan yilning shu davriga nisbatan 553 taga yoki 10,0 % ga oshganligini ko'rish mumkin.

Faoliyat ko'rsatayotgan xususiy korxonalar soni 5 678 tani tashkil etib, bu ko'rsatkich o'tgan yilning shu davriga nisbatan 602 taga yoki 11,8 % ga oshganligini ko'rish mumkin.

2022- yilning yanvar - iyul oylarida yangi tashkil etilgan xususiy korxonalar soni 703 tani tashkil etib, bu ko'rsatkich o'tgan yilning shu davriga nisbatan 124 taga yoki 21,4 % ga oshganligini ko'rish mumkin.

## Xorijiy kapital ishtirokidagi korxonalar va tashkilotlar soni

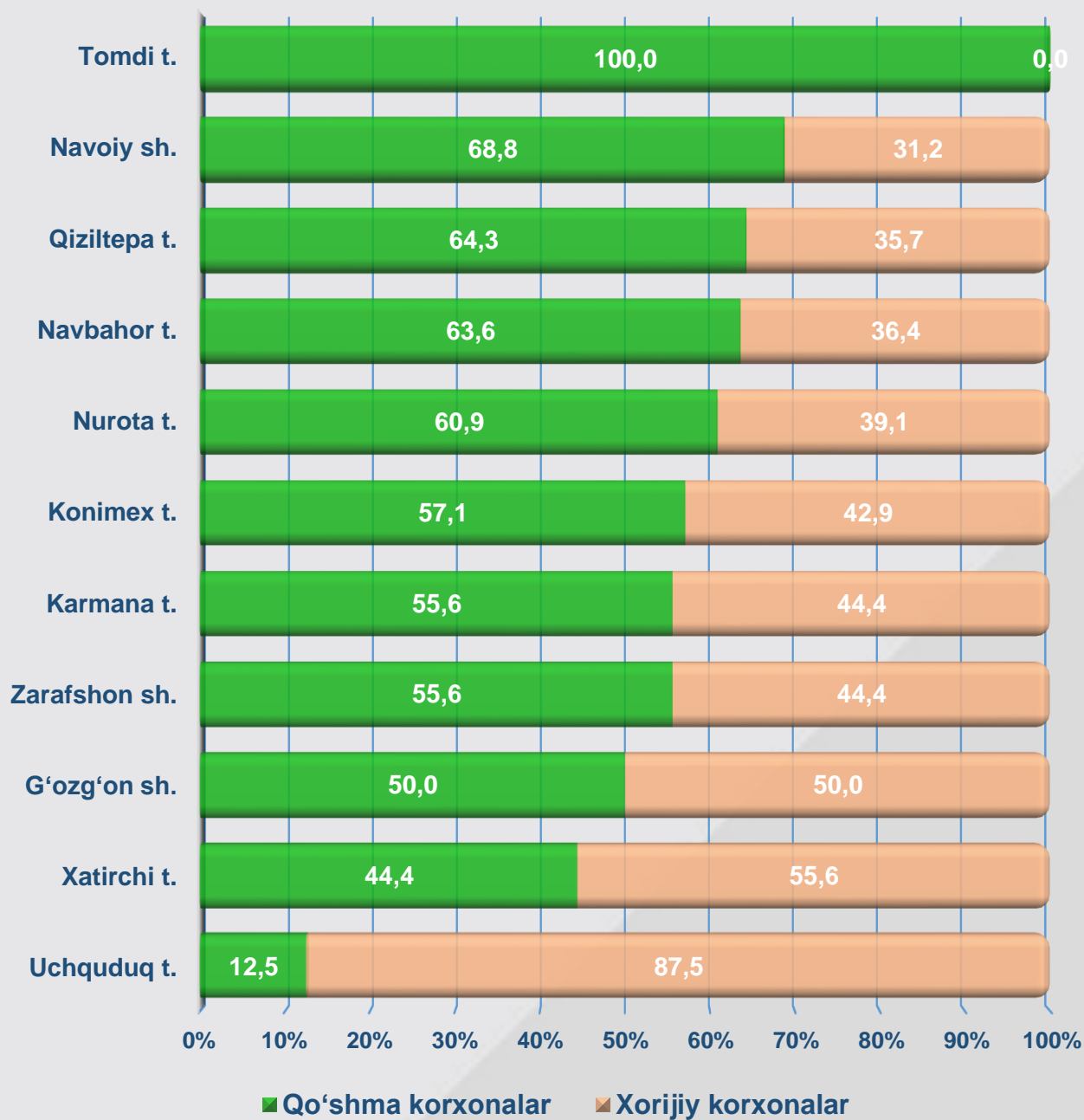
(2022- yilning 1- avgust holatiga ko'ra, birlikda)



Ro'yxatdan o'tgan xorijiy kapital ishtirokidagi korxonalar va tashkilotlar soni 2022- yilning 1- avgust holatiga ko'ra 254 tani tashkil etib, ulardan 250 tasi yoki 98,4 foizi faoliyat ko'rsatmoqda.

2022- yilning yanvar-iyul oylarida yangi tashkil etilgan xorijiy kapital ishtirokidagi korxonalar va tashkilotlar soni 16 tani tashkil etib, bu ko'rsatkich o'tgan yilning shu davriga nisbatan 5 taga yoki 45,5 foizga ko'payganligini ko'rish mumkin.

Shahar va tumanlar kesimida jami xorijiy kapital ishtirokidagi korxonalarining qo'shma korxonalar va xorijiy korxonalar taqsimlanishi  
(2022-yilning 1-avgust holatiga ko'ra, %)



# Faoliyat ko'rsatayotgan xorijiy kapital ishtirokidagi korxonalar soni

(iqtisodiy faoliyat turlari bo'yicha 1- avgust holatiga ko'ra, birlikda)

	2018- yil	2019- yil	2020- yil	2021- yil	2022- yil
<b>Jami</b>	<b>79</b>	<b>175</b>	<b>231</b>	<b>232</b>	<b>250</b>
<i>shu jumladan:</i>					
<b>Qishloq, o'rmon va baliqchilik xo'jaligi</b>	11	26	29	28	30
<b>Sanoat</b>	50	97	144	137	141
<b>Qurilish</b>	1	10	9	14	18
<b>Savdo</b>	5	17	25	28	30
<b>Tashish va saqlash</b>	3	2	3	4	4
<b>Yashash va ovqatlanish bo'yicha xizmatlar</b>	1	4	3	4	4
<b>Axborot va aloqa</b>	-	-	1	1	1
<b>Sog'liqni saqlash va ijtimoiy xizmatlar ko'rsatish</b>	-	1	2	2	3
<b>Boshqa turlari</b>	8	13	15	14	19

## Shahar va tumanlar kesimida xorijiy kapital ishtirokidagi faoliyat ko'rsatayotgan korxonalar soni

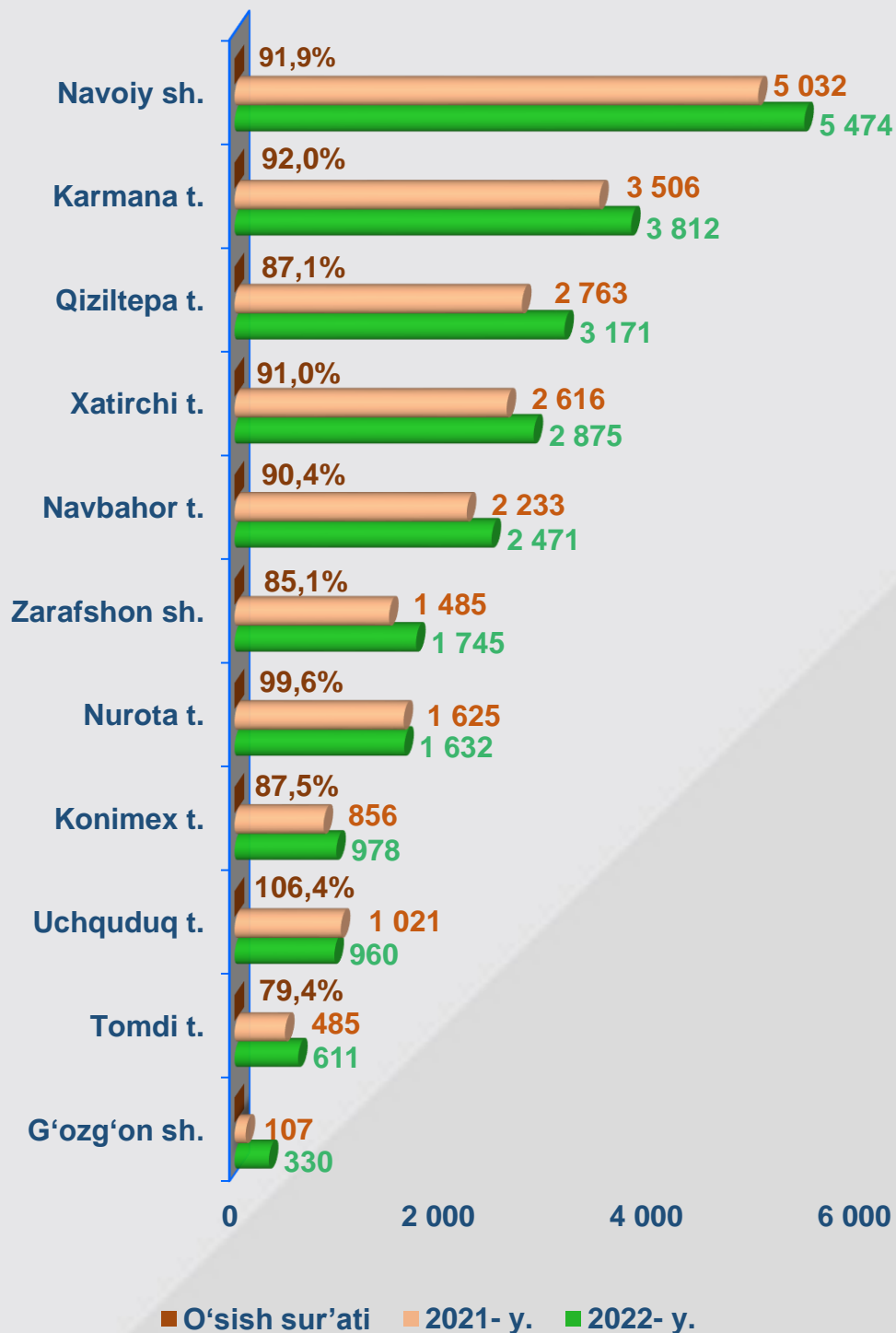
(2022- yil 1- avgust holatiga ko'ra, birlikda)

	Jami	Shundan:	
		Qo'shma korxonalar	Xorijiy korxonalar
<b>Navoiy viloyati</b>	<b>250</b>	<b>150</b>	<b>100</b>
Navoiy shahri	77	54	23
Zarafshon shahri	17	9	8
G'ozg'on shahri	4	2	2
Konimex tumani	7	4	3
Qiziltepa tumani	13	8	5
Navbahor tumani	11	6	5
Karmana tumani	74	42	32
Nurota tumani	23	14	9
Tomdi tumani	7	6	1
Uchquduq tumani	8	1	7
Xatirchi tumani	9	4	5



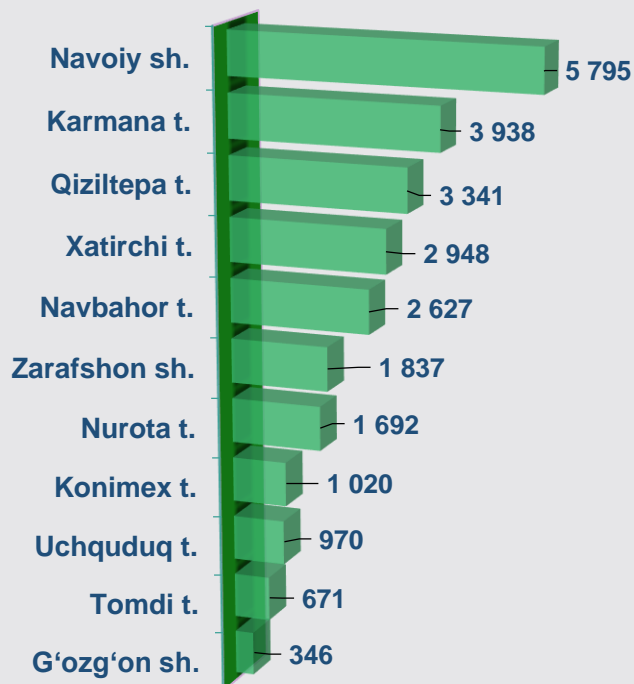
# Shahar va tumanlar kesimida faoliyat ko'rsatayotgan korxonalar va tashkilotlar soni

(1- avgust holatiga ko'ra, birlikda)



# Ro'yxatdan o'tgan korxonalar va tashkilotlarning shahar va tumanlar bo'yicha soni

(2022- yilning 1avgust holatiga ko'ra, birlikda)

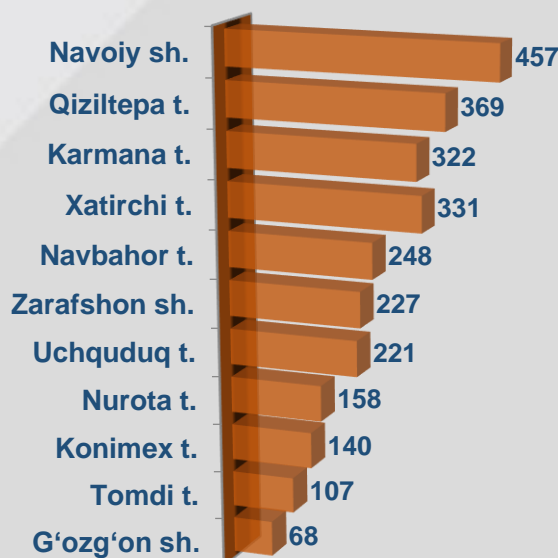


2022- yilning 1- avgust holatiga ko'ra, ro'yxatdan o'tgan korxonalar va tashkilotlar shahar va tumanlar kesimida taqsimlanganda ularning ulushi Navoiy (23,0 %), Zarafshon (7,3 %) va G'ozg'on (1,4 %) shaharlari, Karmana (15,6 %), Qiziltepa (13,3 %), Xatirchi (11,7 %), Navbahor (10,4 %), Nurota (6,7 %), Uchquduq (3,9 %), Konimex (4,1 %), Tomdi (2,7 %) tumanlari hissasiga to'g'ri keladi.

# Yangi tashkil etilgan korxonalar va tashkilotlarning shahar va tumanlar bo'yicha soni

(2022- yilning yanvar – iyul oylarida, birlikda)

2022- yilning yanvar - iyul oylarida yangi tashkil etilgan korxonalar va tashkilotlar shahar va tumanlar kesimida taqsimlanganda, ularning ulushi Navoiy (17,3 %), Zarafshon (8,6 %) va G'ozg'on (2,6 %) shaharlari, Karmana (12,2 %), Navbahor (9,4 %), Qiziltepa (13,9 %), Xatirchi (12,5 %), Uchquduq (8,3 %), Nurota (6,0 %), Konimex (5,3 %), Tomdi (4,0 %) tumanlari hissasiga to'g'ri keladi.



## Statistik ko'rsatkichlarga izohlar

**Korxonalar va tashkilotlarning yagona davlat registri** - axborot-ma'lumotnoma tusidagi, vaqti-vaqti bilan yangilab boriladigan ma'lumotlardan iborat bo'lgan avtomatlashtirilgan tizim hisoblanadi hamda yagona klassifikatsiyalar tizimi asosida korxonalar va tashkilotlarning davlat hisobini va ularni identifikatsiyalashtirishni ta'minlaydi.

**Ro'yxatga olingan korxonalar va tashkilotlar** - ro'yxatdan o'tkazish organlari tomonidan belgilangan tartibda davlat ro'yxatidan o'tkazilgan hamda yuridik shaxslarning davlat reestrda mavjud bo'lgan yuridik shaxslar (faoliyati tugatilgan yuridik shaxslardan tashqari).

**Faoliyat ko'rsatayotgan korxonalar va tashkilotlar** - ro'yxatdan o'tkazish organlari tomonidan belgilangan tartibda davlat ro'yxatidan o'tkazilgan hamda davlat statistika organlariga moliya-xo'jalik faoliyatini amalga oshirmayotganligi yoki tugatish jarayonida ekanligi to'g'risidagi ma'lumot kelib tushmagan yuridik shaxslar.

**Yangi tashkil etilgan korxonalar va tashkilotlar** - ro'yxatdan o'tkazish organlari tomonidan belgilangan tartibda yuridik shaxslarning davlat reestriga yangidan kiritilgan yuridik shaxslar.

**Kichik korxonalar va mikrofirmalar** - O'zbekiston Respublikasi Vazirlar Mahkamasining 2016- yil 24- avgustdagi "Iqtisodiy faoliyat turlarini tasniflashning xalqaro tizimiga o'tish chora - tadbirlari to'g'risida"gi 275- son qarorining 1- ilovasiga muvofiq kichik tadbirkorlik subyektlariga ajratiladi.

**Navoiy viloyati Statistik  
regisrlarni yuritish bo'limi  
tel.: 79-223-62-47**